2021
Community Noise Report

PWM
Portland International Jetport

Maine's
Home
Airport.

Noise Data: Noise Reports vs Reporters

-	-	Jan	Feb	Mar	Apr	May	Jun	Jul	Aug	Sep	Oct	Nov	Dec	Total
2013	Report	0	0	4	9	10	15	13	22	20	2	1	4	**100**
	Reporter	0	0	4	3	5	4	4	11	8	2	1	1	**43**
2014	Report	6	26	32	31	24	42	59	44	19	19	7	28	**337**
	Reporter	1	2	4	4	7	8	9	15	13	7	2	2	**74**
2015	Report	7	7	13	28	38	46	75	49	78	43	2	2	**388**
	Reporter	1	2	4	4	7	8	9	15	13	7	2	2	**74**
2016	Report	11	8	21	26	37	33	106	137	34	14	19	21	**467**
	Reporter	4	5	4	7	7	8	13	12	9	4	1	4	**78**
2017	Report	3	1	4	10	29	31	33	84	61	76	429	169	**930**
	Reporter	2	1	4	4	8	10	15	19	21	16	17	8	**125**
2018	Report	172	44	22	40	52	57	227	180	129	204	160	119	**1406**
	Reporter	4	9	9	4	8	16	27	22	17	18	16	31	**181**
2019	Report	74	34	33	9	55	97	115	359	141	66	58	33	**1074**
	Reporter	15	11	6	4	17	30	43	76	35	3	8	3	**251**
2020	Report	53	56	61	22	89	150	267	240	143	68	78	26	**1253**
	Reporter	9	9	9	5	31	48	38	49	22	18	20	9	**267**
2021	Report	34	19	54	53	87	160	207	397	343	286	300	222	**2162**
	Reporter	16	6	22	15	34	49	48	47	36	35	16	21	**345**

Noise Data: Reports by Neighborhood

Noise **Reports** by Neighborhood – **2,162** complaints since Jan. 1, 2021

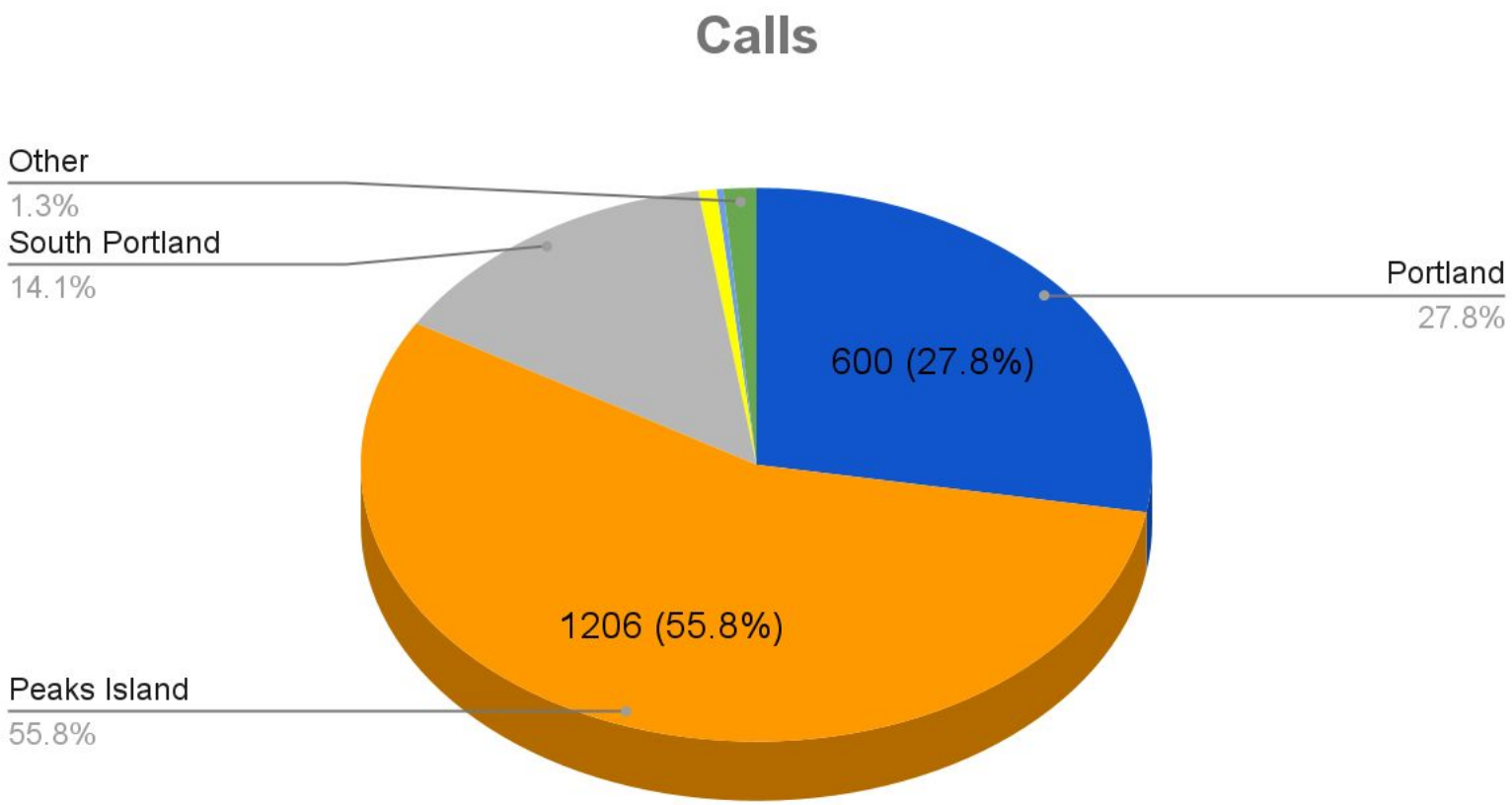

Noise Data: Reporters by Neighborhood

Noise **Reporters** by Neighborhood –

156 Unique Callers since Jan. 1, 2021

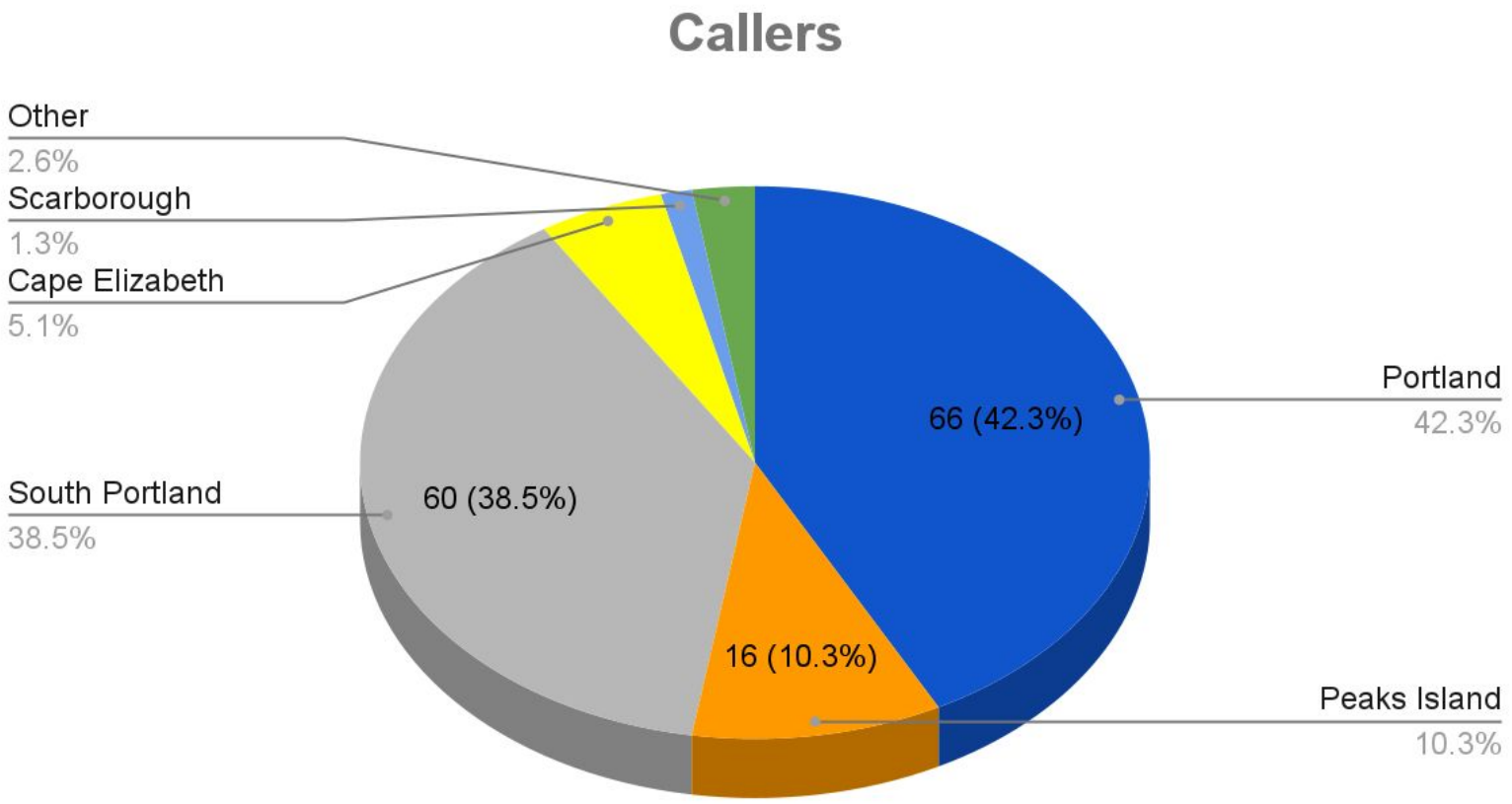

Noise Data: Operation Type Indicated

Noise **Reports** by Type of Operation since Jan. 1, 2021

Arrival: 730
Departure: 62
Unknown: 127
Not Answered: 1,243

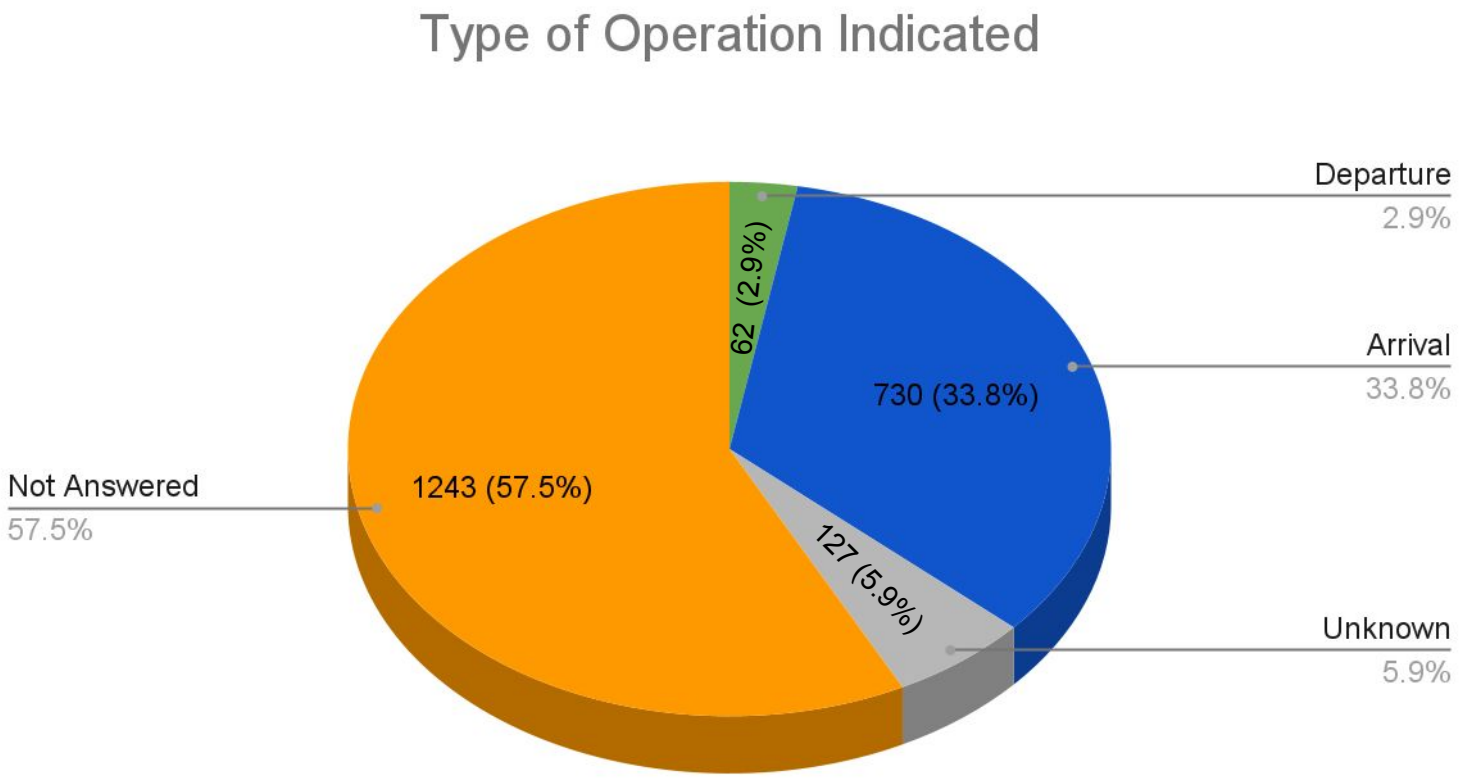

Noise Data: Primary Runway Use

PWM Runway Operations													
2021	**January**	**February**	**March**	**April**	**May**	**June**	**July**	**August**	**September**	**October**	**November**	**December**	**Total**
11A	233	216	286	510	814	923	1752	1384	978	940	358	250	**8644**
11D	151	131	197	378	561	709	1478	1171	829	848	219	165	**6837**
18A	72	31	277	223	335	248	0	0	19	165	120	58	**1548**
18D	49	21	251	203	332	277	0	0	30	203	117	33	**1516**
29A	802	694	825	782	672	1542	1407	1663	1413	881	1386	1321	**13388**
29D	824	733	864	853	776	1558	1453	1707	1479	1043	1442	1341	**14073**
36A	213	74	106	214	203	100	0	0	95	123	235	93	**1456**
36D	174	64	112	193	191	151	0	0	135	188	179	80	**1467**
Total	2518	1964	2918	3356	3884	5508	6090	5925	4978	4391	4056	3341	**48929**
% Use of Primary Runway 2021	80%	90%	74%	75%	73%	86%	100%	100%	94%	85%	84%	92%	**86%**
% Use of Primary Runway 2020	92%	90%	84%	74%	67%	82%	100%	100%	100%	88%	85%	88%	**88%**

Noise Data: FedEx / Wiggins Runway Use

PWM Runway Operations													
2021	**January**	**February**	**March**	**April**	**May**	**June**	**July**	**August**	**September**	**October**	**November**	**December**	**Total**
11A	3	11	9	10	10	11	48	36	32	3	2	7	**182**
11D	6	3	5	1	13	9	19	11	11	4	7	7	**96**
18A	21	12	35	28	41	32	0	0	7	39	27	26	**268**
18D	0	0	8	0	4	0	0	0	0	0	0	0	**12**
29A	22	25	32	26	18	21	17	34	27	7	30	49	**308**
29D	25	22	39	32	34	43	31	42	34	24	32	58	**416**
36A	17	3	8	15	9	5	0	0	3	5	9	8	**82**
36D	22	6	17	31	18	3	0	0	13	22	15	9	**156**
Total	116	82	153	143	147	124	115	123	127	104	122	164	**1520**
% Use of Primary Runway 2021	48%	74%	56%	48%	51%	68%	100%	100%	82%	37%	58%	74%	**66%**
% Use of Primary Runway 2020	75%	63%	50%	42%	40%	63%	100%	100%	100%	74%	56%	66%	**69%**

Noise Data: Runway Use January - December 2021

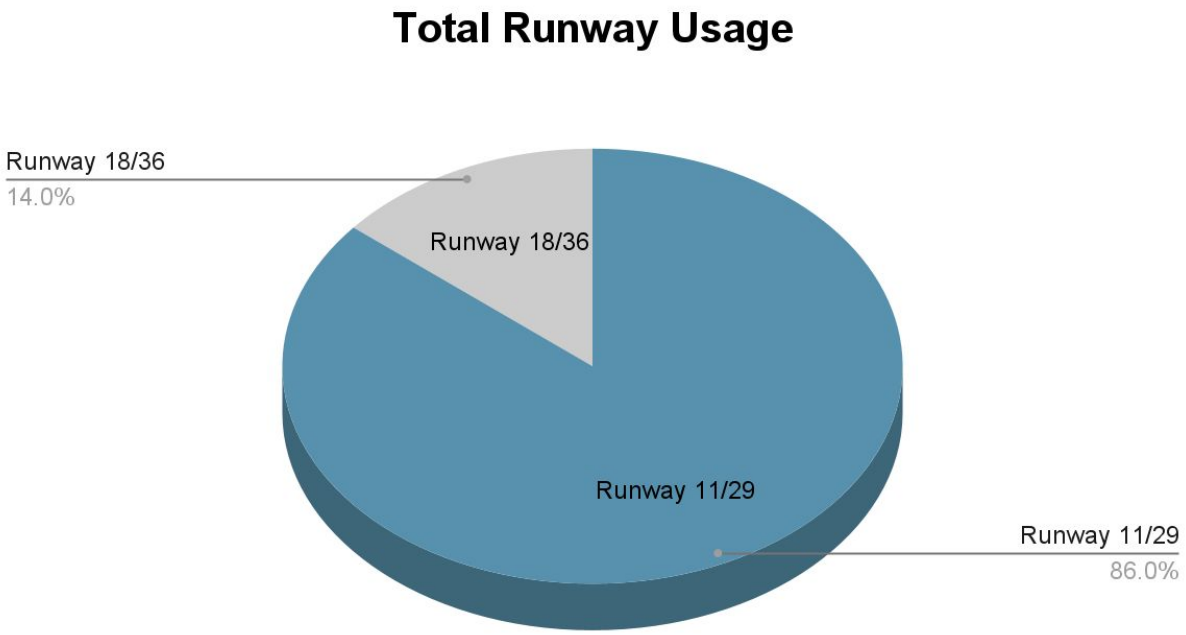

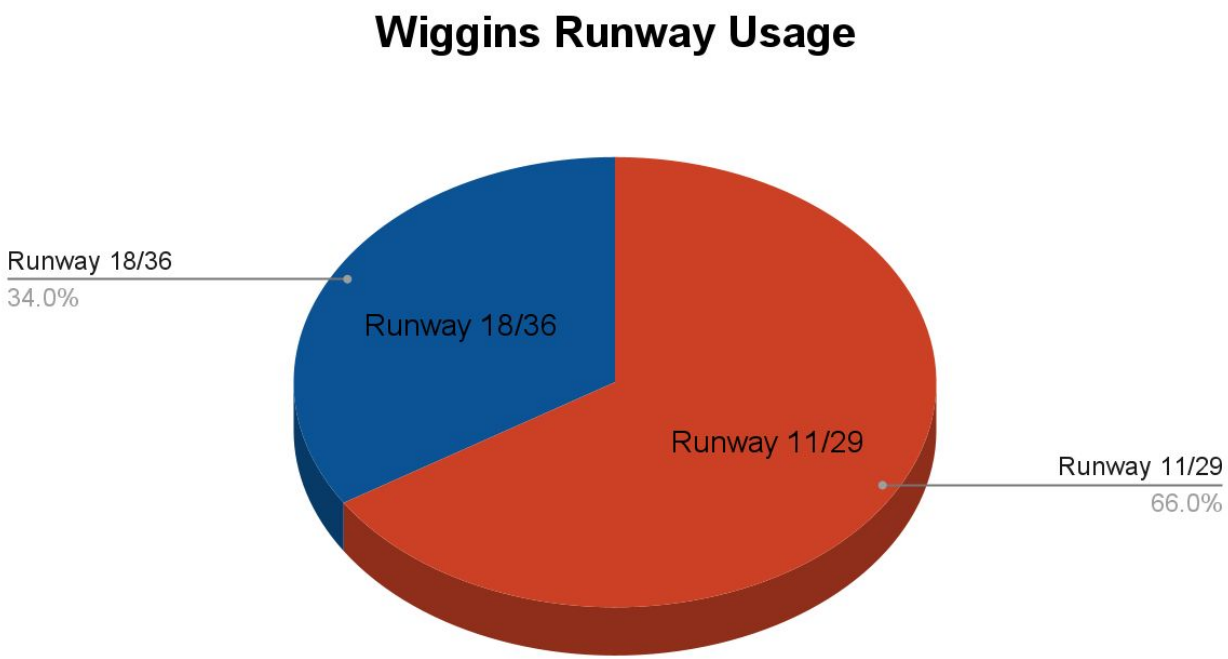

Noise Data: Runway Preference December 2021 (Arrivals)

Runway Preference 2021 (Provides Data On Effectiveness To Approach From The West)

Arrivals Over South Portland		Arrivals Over Portland / West End		Arrivals Over Peaks Island		Arrivals Over Little Diamond		Arrivals Over Falmouth	
Arrivals	603	Arrivals	0	Arrivals	110	Arrivals	10	Arrivals	5
% of 11 / 29 Arrivals	60.97%	% of 11 / 29 Arrivals	0.00%	% of 11 / 29 Arrivals	11.12%	% of 11 / 29 Arrivals	1.01%	% of 11 / 29 Arrivals	0.51%

From West		From East		Total Arrivals	
Arrivals	175	Arrivals	814	Arrivals	989
% of 11 / 29 Arrivals	18%	% of 11 / 29 Arrivals	82%	% of 11 / 29 Arrivals	100%

Runway Preference 2021(Noise Sensitive Hours 10pm-7am)

Arrivals Over South Portland		Arrivals Over Portland / West End		Arrivals over Peaks Island		Arrivals Over Little Diamond		Arrivals Over Falmouth	
Arrivals	137	Arrivals	0	Arrivals	4	Arrivals	0	Arrivals	0
% of 11 / 29 Arrivals	65.55%	% of 11 / 29 Arrivals	0.00%	% of 11 / 29 Arrivals	1.91%	% of 11 / 29 Arrivals	0.00%	% of 11 / 29 Arrivals	0.00%

From West		From East		Total	
Arrivals	68	Arrivals	141	Arrivals	209
% of 11 / 29 Arrivals	33%	% of 11 / 29 Arrivals	67%	% of 11 / 29 Arrivals	100%

Data Shown Represents Jet Aircraft Only

Noise Data: Runway Preference December 2021 (Departures)

Runway Preference 2021 (Provides Data On Effectiveness To Approach From The West)

Departures Over South Portland		Departures Over Portland / West End		Departures Over Peaks Island		Departures Over Little Diamond		Departures Over Falmouth	
Departures	14	Departures	7	Departures	61	Departures	54	Departures	33
% of 11 / 29 Departures	1.38%	% of 11 / 29 Departures	0.69%	% of 11 / 29 Departures	6.03%	% of 11 / 29 Departures	5.34%	% of 11 / 29 Arrivals	3.26%

To West		To East		Total	
Departures	890	Departures	122	Departures	1012
% of 11 / 29 Arrivals	88%	% of 11 / 29 Arrivals	12%	% of 11 / 29 Arrivals	100%

Runway Preference 2021 (Noise Sensitive Hours 10pm-7am)

Departures Over South Portland		Departures Over Portland / West End		Departures Over Peaks Island		Departures Over Little Diamond		Departures Over Falmouth	
Departures	5	Departures	2	Departures	12	Departures	9	Departures	9
% of 11 / 29 Departures	2.19%	% of 11 / 29 Departures	0.85%	% of 11 / 29 Departures	5.08%	% of 11 / 29 Departures	3.81%	% of 11 / 29 Arrivals	3.81%

To West		To East		Total	
Departures	213	Departures	23	Departures	236
% of 11 / 29 Departures	90%	% of 11 / 29 Departures	10%	% of 11 / 29 Departures	100%

Data Shown Represents Jet Aircraft Only

Noise Data: Harbor Visual Approach

Harbor Visual Approach Compliance								
December 6 - 12	****12/6****	**12/7**	***12/8***	**12/9**	***12/10***	****12/11****	**12/12**	**Total**
Number of Approaches of Eligible Aircraft	-	15	1	17	3	-	12	**48**
Number of Successful HVA	-	12	0	13	1	-	9	**35**
Percentage of Successful HVA	-	80%	0%	76%	33%	-	75%	**66%**

* Denotes Partial Day Due to Weather Minimums
** Denotes HVA Unavailable Due to Weather Minimums

Data Represents Jet Aircraft Only
HVA is only available during daytime hours

Noise Data: Runway Preference During Noise Sensitive Hours 10pm-7am

(Preference to depart to the West / arrive from the West)

Noise Data: NCP compliance 10pm – 7am

December 6-12	12/6	12/7	12/8	12/9	12/10	12/11	12/12	Weekly Total
RWY 11 Arrivals	0	1	8	8	0	0	0	17
RWY 29 Departures	11	11	9	10	7	6	10	64
Total RWY Operations	20	19	22	19	10	11	17	118
% of Arrivals / Departures to and from west	55%	63%	77%	95%	70%	55%	59%	**68%**

RWY 11 Departures December 2021 (Early North / South)

Departures Over West End (Early North)		Departures over South Portland (Early South)	
Departures (1-15)	7	Departures	4
% of 11 Departures	5.74%	% of 11 Departures	3.28%

To West		To East		Total	
Departures	890	Departures	122	Arrivals	1012
% of 11 / 29 Departures	88%	% of 11 / 29 Departures	12%	% of 11 / 29 Departures	100%

Data Shown Represents Jet Aircraft Only

Departures over West End / Early North Reasoning

1. 12/2 11:26am Elite: ATC Recording Unavailable
2. 12/2 12:36pm Delta: ATC Recording Unavailable
3. 12/6 9:57am N233XL: ATC Recording Unavailable
4. 12/8 6:04pm Delta: ATC Recording Unavailable
5. 12/8 10:08pm N838C: ATC Recording Unavailable
6. 12/9 11:35pm Delta: ATC Recording Unavailable
7. 12/29 1:49pm N591MM: Filed NUBLE 4 departure, ATC reiterated NUBLE 4 on departure, pilot overflew Western Promenade